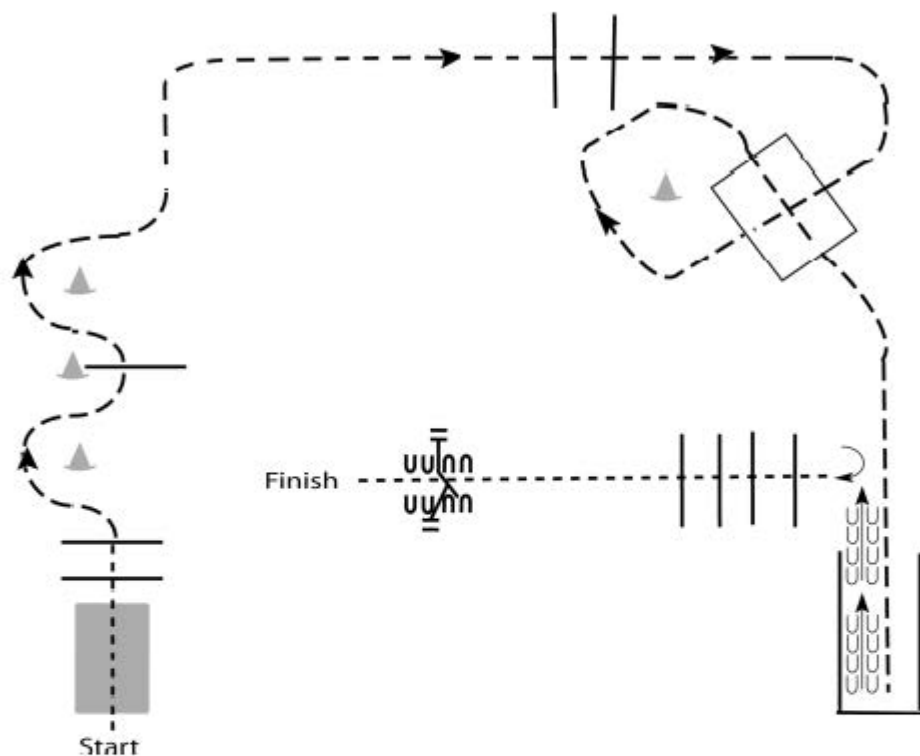


2022 Parker Trail Riders Open Pleasure Horse Show

Trail (Novice, 13 & Under, 65 & Over W/T)

Show Date: 07-17-2022



Be ready at start.

1. Walk over bridge and over poles.
2. Jog through serpentine and over pole.
3. Jog over poles to box.
4. Jog through box and into chute.
5. Back out of chute.
6. Turn 90 degrees and walk over elevated poles.
7. Work gate with left hand.

Walk	-----
Jog	- - - - -
Extended Jog	- - - - -
Lope	_____
Leg Yield	
Lead Change	///
Back	←←←←←
Marker	Ⓚ
Sidepass	←←←←←

[T/1-6]

Pattern Provided by:

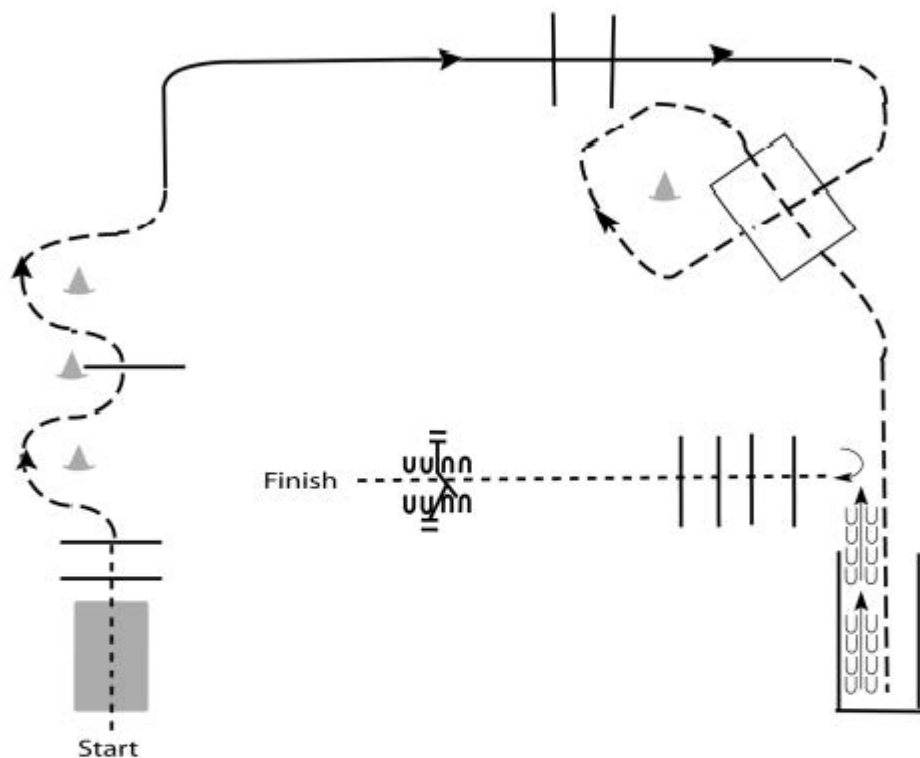
w w w . H o r s e S h o w P a t t e r n s . c o m

w w w . H o r s e S h o w P a t t e r n s . c o m

2022 Parker Trail Riders Open Pleasure Horse Show

Trail (14-18, 19-39, 40 & Over)

Show Date: 07-17-2022



Be ready at start.

1. Walk over bridge and over poles.
2. Jog through serpentine and over pole.
3. Lope on the right lead over poles.
4. Jog through box and into chute.
5. Back out of chute.
6. Turn 90 degrees and walk over elevated poles.
7. Work gate with left hand.

Walk	-----
Jog	- - - - -
Extended Jog	— — — —
Lope	—————
Leg Yield	
Lead Change	↘ ↙
Back	← ← ← ← ←
Marker	Ⓚ
Sidepass	← ← ← ← ←

[T/1-6]

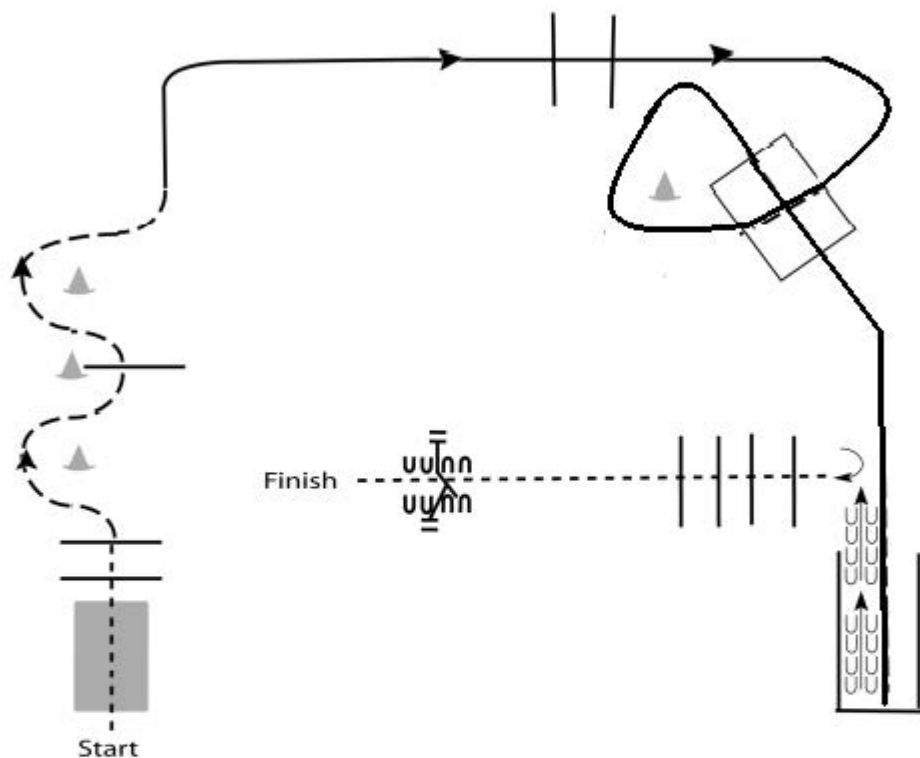
Pattern Provided by:

www.HorseShowPatterns.com

www.HorseShowPatterns.com

2022 Parker Trail Riders Open Pleasure Horse Show Trail (Open)

Show Date: 07-17-2022



Be ready at start.

1. Walk over bridge and over poles.
2. Jog through serpentine and over pole.
3. Lope on the right lead over poles.
4. Lope through box and into chute.
5. Back out of chute.
6. Turn 90 degrees and walk over elevated poles.
7. Work gate with left hand.

Walk	-----
Jog	- - - - -
Extended Jog	— — — —
Lope	————
Leg Yield	
Lead Change	↘ ↙
Back	← ← ← ← ←
Marker	⊙ (B)
Sidepass	← ← ← ← ←

[T/1-6]

Pattern Provided by: