

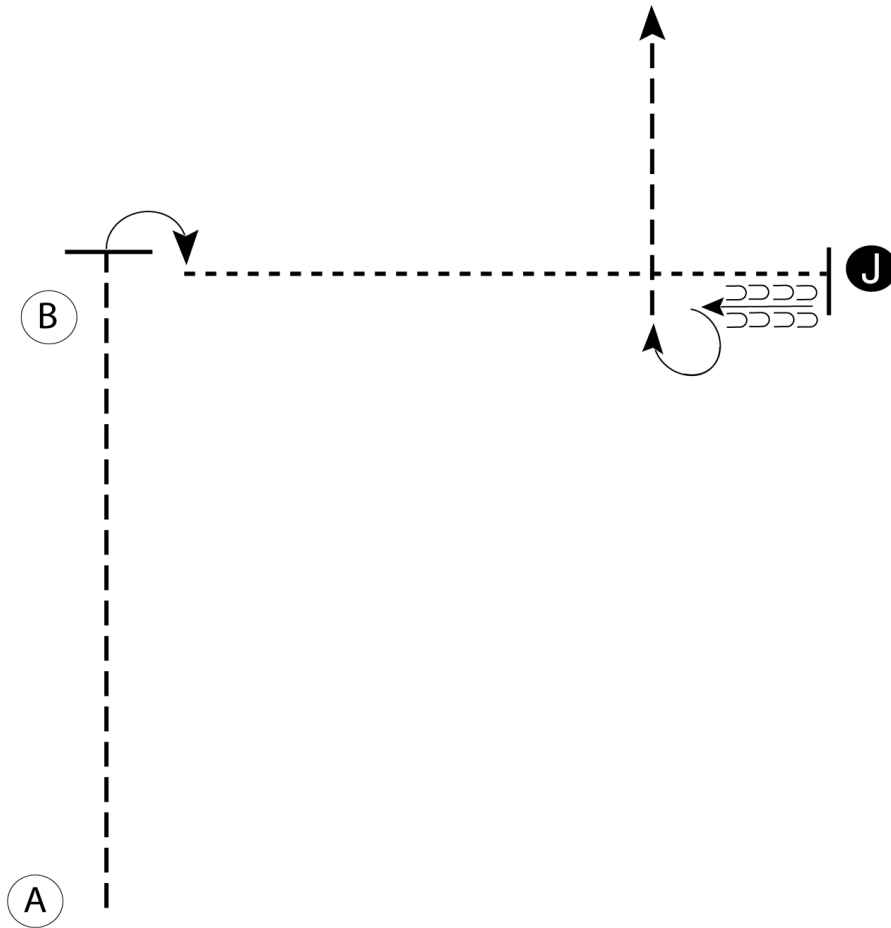
Parker Trail Riders

Showmanship (13 & Under)

Show Date: 06-12-2022

w w w . H o r s e S h o w P a t t e r n s . c o m

w w w . H o r s e S h o w P a t t e r n s . c o m



1. Begin at A. Trot from A past B
2. Stop and perform a 90 degree turn
3. Walk to the Judge, stop and set up for inspection
4. When dismissed back one horse length and perform a 270 degree turn
5. Trot to the line-up

Walk	-----
Trot	- - - - -
Back	←
Marker	ⓑ
Judge	ⓙ

[S/1-14]

Pattern Provided by:

Robin Brewer

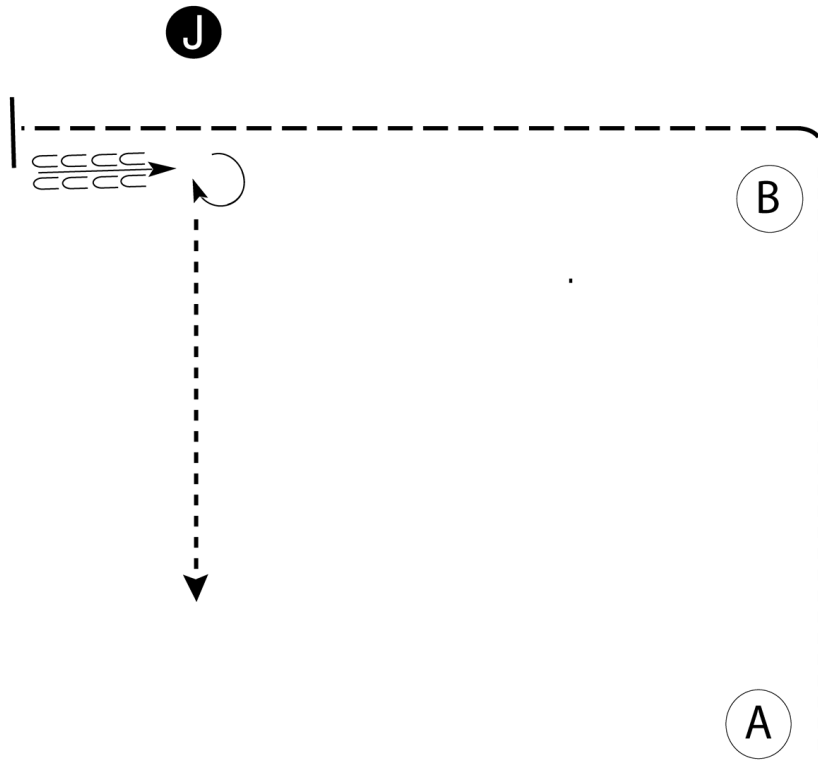
Parker Trail Riders

Showmanship (14-18, 19-39, 40 & Over)

Show Date: 06-12-2022

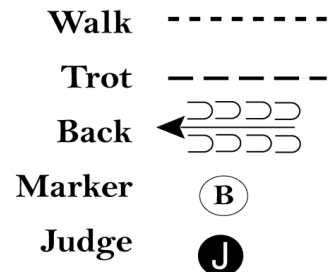
w w w . H o r s e S h o w P a t t e r n s . c o m

w w w . H o r s e S h o w P a t t e r n s . c o m



Be ready at A.

1. Walk to B.
2. Trot around B and past judge.
3. Stop past judge and back until hind end of horse is even with judge.
4. Turn 270 degrees and set up for inspection.
5. When dismissed, walk straight away from judge.



[S/2-23]

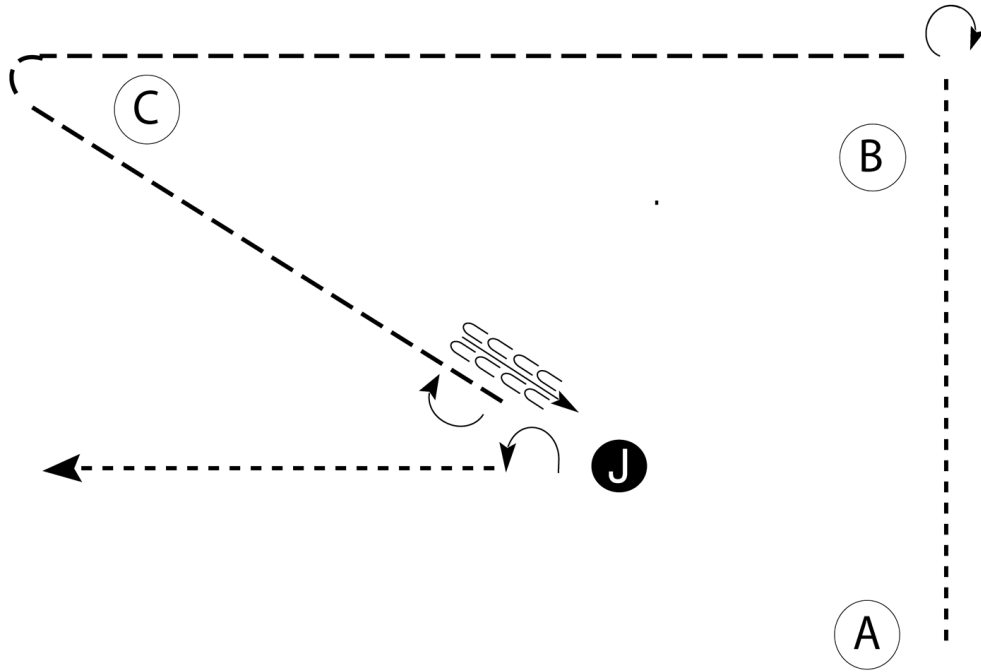
Pattern Provided by:

Robin Brewer

Parker Trail Riders

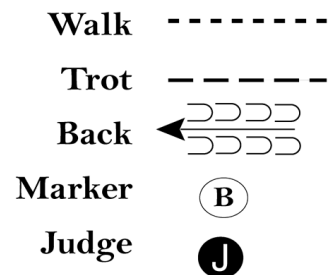
Showmanship (Open)

Show Date: 06-12-2022



Be ready at A.

1. Walk to and past B.
2. Turn 270 degrees.
3. Trot to and around C.
4. When 2 horse lengths from the judge, stop.
5. Turn 180 degrees.
6. Back to judge and set up for inspection.
7. When dismissed, perform a 90 degree pull turn (left) and exit at a walk.



[S/3-25]

Pattern Provided by:

Robin Brewer

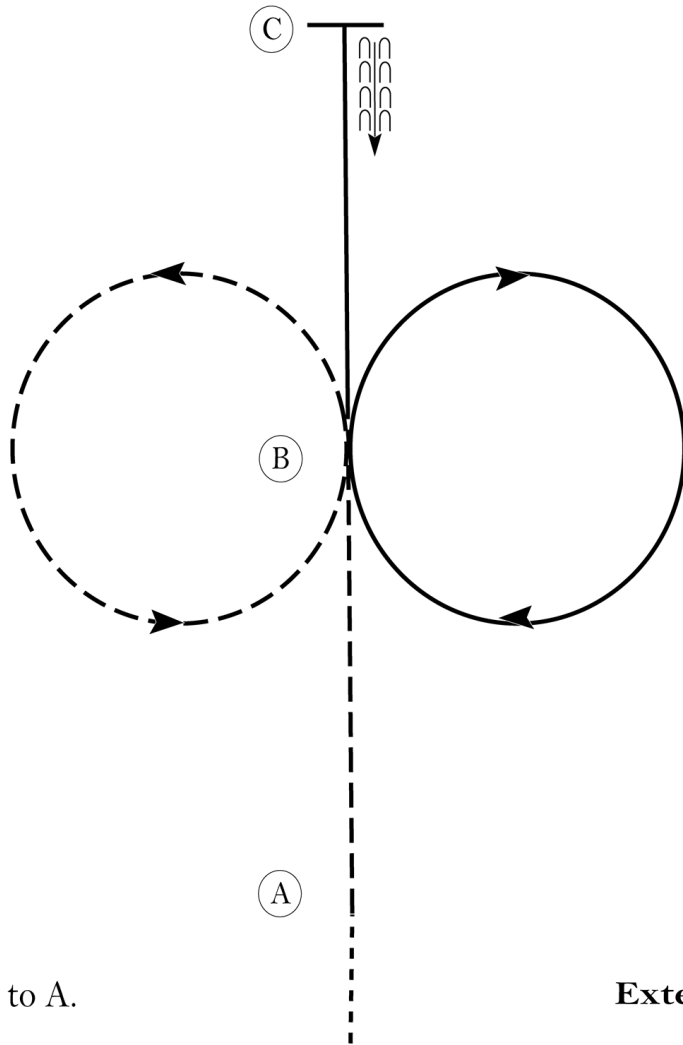
Parker Trail Riders

Western Horsemanship (Novice, 13 & Under)

Show Date: 06-12-2022

w w w . H o r s e S h o w P a t t e r n s . c o m

w w w . H o r s e S h o w P a t t e r n s . c o m



Be ready prior to A.

1. Walk to A.
2. Jog A to B.
3. At B jog a circle to the left.
4. At B lope a circle to the right on the right lead.
5. Continue the lope to C.
6. Stop at C and back approximately one horse length.

Walk	-----
Jog	- - - - -
Extended Jog	- - - - -
Lope	—————
Leg Yield	
Lead Change	— / —
Back	← — — — — — — — — —
Marker	(B)
Sidepass	← — — — — →

[WH/1-19]

Pattern Provided by:

Robin Brewer

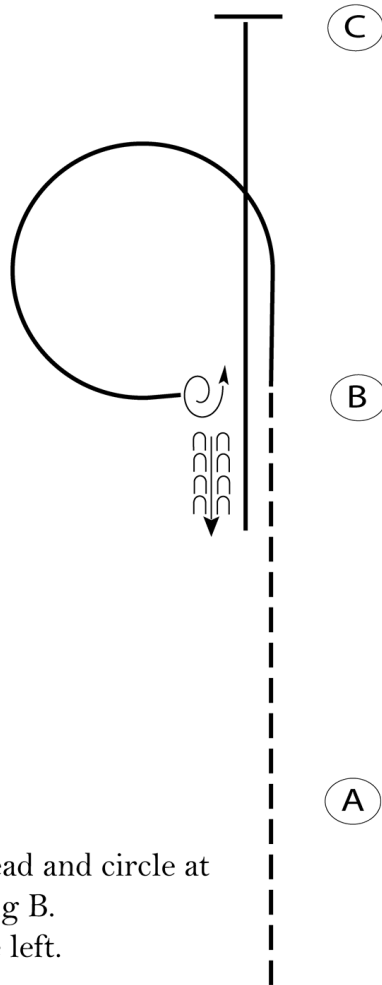
Parker Trail Riders

Western Horsemanship (14-18, 19-39, 40 & Over)

Show Date: 06-12-2022

w w w . H o r s e S h o w P a t t e r n s . c o m

w w w . H o r s e S h o w P a t t e r n s . c o m



Begin before A at a jog.

1. Jog from A to B.
2. At B, lope on the left lead and circle at B as shown. Stop facing B.
3. Turn 1 1/4 turn to the left.
4. Back one horse length.
5. Lope on the right lead to C. Stop at C.

Follow the instructions of your ring steward.

Walk	-----
Jog	- - - - -
Extended Jog	- - - - -
Lope	—————
Leg Yield	
Lead Change	— / —
Back	← C C C C C C C C C C
Marker	Ⓚ
Sidepass	←-----→

[WH/2-17]

Pattern Provided by:

Robin Brewer

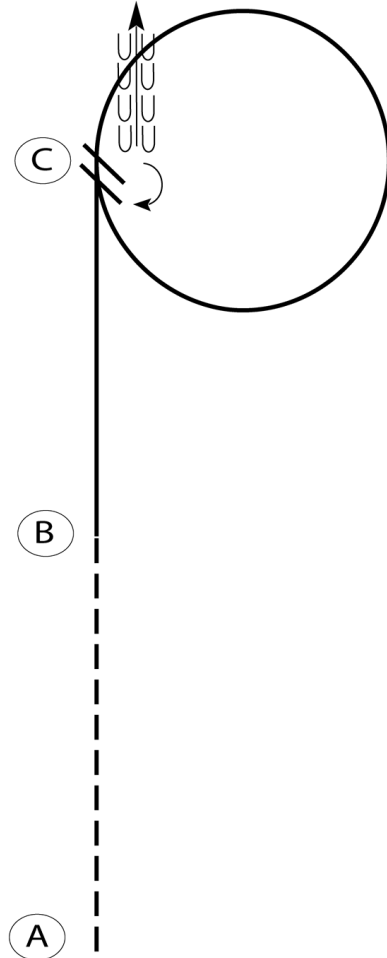
Parker Trail Riders

Western Horsemanship (Open)

Show Date: 06-12-2022

w w w . H o r s e S h o w P a t t e r n s . c o m

w w w . H o r s e S h o w P a t t e r n s . c o m



Be ready at A.

1. Jog from A to B.
2. Lope on the left lead to C.
3. At C, change leads and lope a circle to the right
4. Even with C, stop and do a 180 degree turn to the right.
5. Back one horse length
6. Retire to the rail or line up at a jog.

Walk	-----
Jog	- - - - -
Extended Jog	- - - - -
Lope	—————
Leg Yield	
Lead Change	— / —
Back	← ← ← ← ←
Marker	⊙
Sidepass	← — — — — →

[WH/3-19]

Pattern Provided by:
Robin Brewer

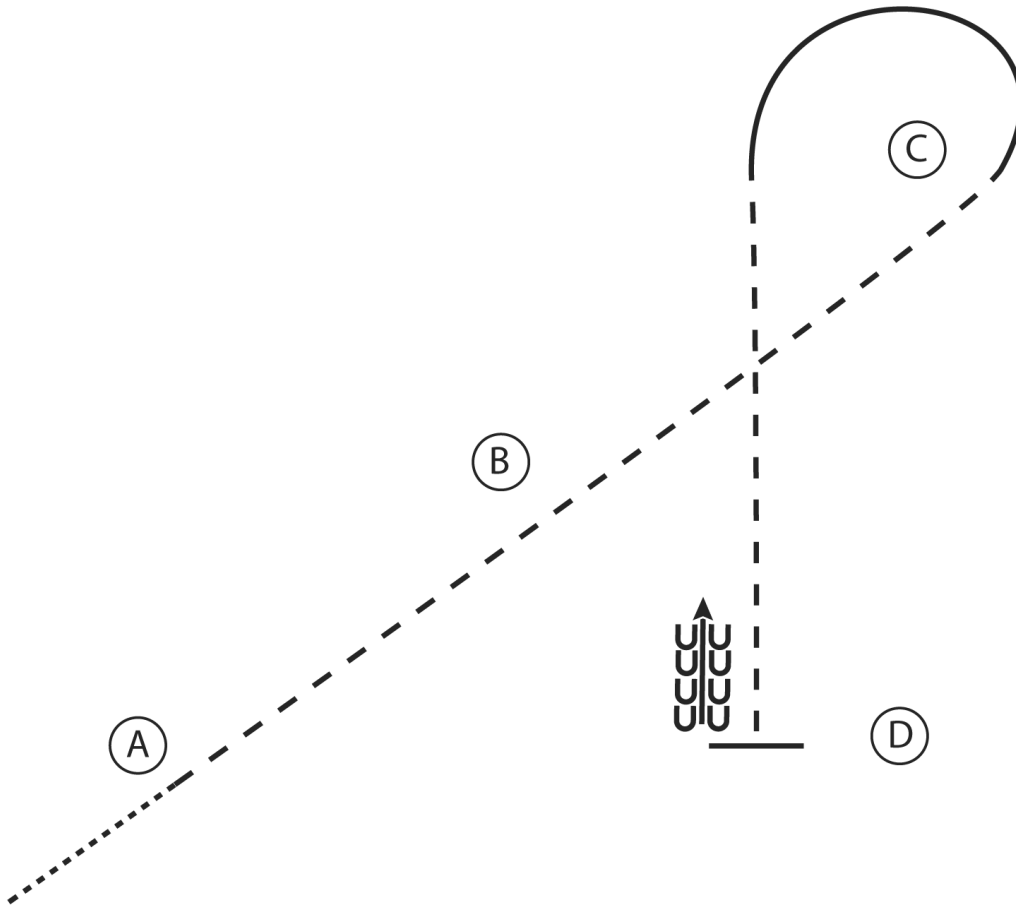
Parker Trail Riders

Hunt Seat Equitation (14-18, 19-39, 40 &Over)

Show Date: 06-12-2022

w w w . H o r s e S h o w P a t t e r n s . c o m

w w w . H o r s e S h o w P a t t e r n s . c o m



1. Walk to A
2. Sitting trot to B
3. Posting trot to C on the right diagonal
4. At C canter a half circle on the left lead
5. At C posting trot to D on the left diagonal
6. Stop at D and back 4 steps

Walk
Trot	-----
Extended Trot	-----
Canter	—————
Leg Yield	
Lead Change	↙
Back	←←←←
Marker	⊙
Sidepass	←←←←

[HSE/2-2]

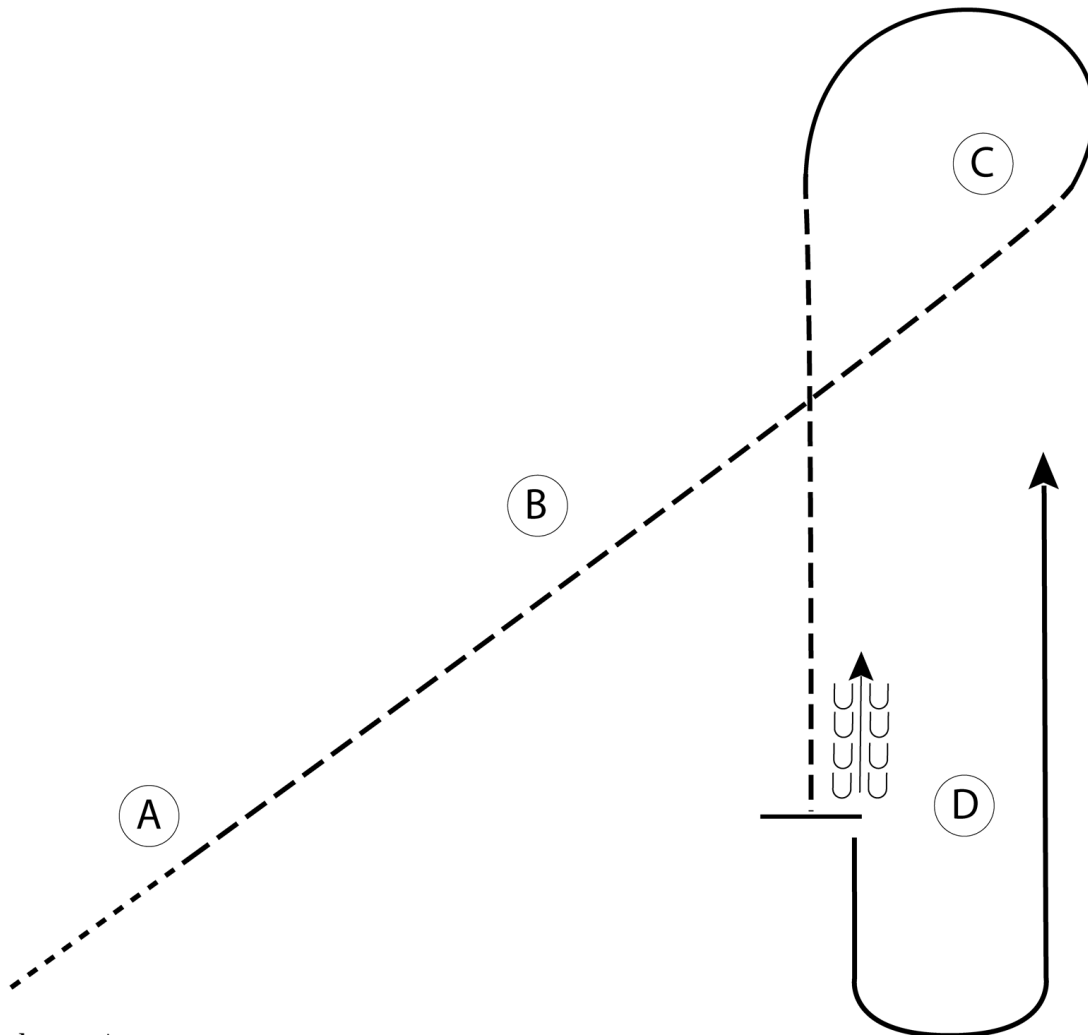
Pattern Provided by:

Robin Brewer

Parker Trail Riders

Hunt Seat Equitation (Open)

Show Date: 06-12-2022



Be ready at A.

1. Walk to A.
2. Sitting trot to B.
3. Posting trot on the right diagonal from B to C.
4. At C, counter canter a half circle on the right lead and circle back around to C.
5. At C, drop to a posting trot on the left diagonal to D.
6. Stop at D and back 3 steps
7. Canter left lead to exit.

Walk
Trot	-----
Extended Trot	—————
Canter	—————
Leg Yield	
Lead Change	↙↘
Back	←←←
Marker	(B)
Sidepass	←←
Hand Gallop	—————

[HSE/3-1]

Pattern Provided by:

Robin Brewer

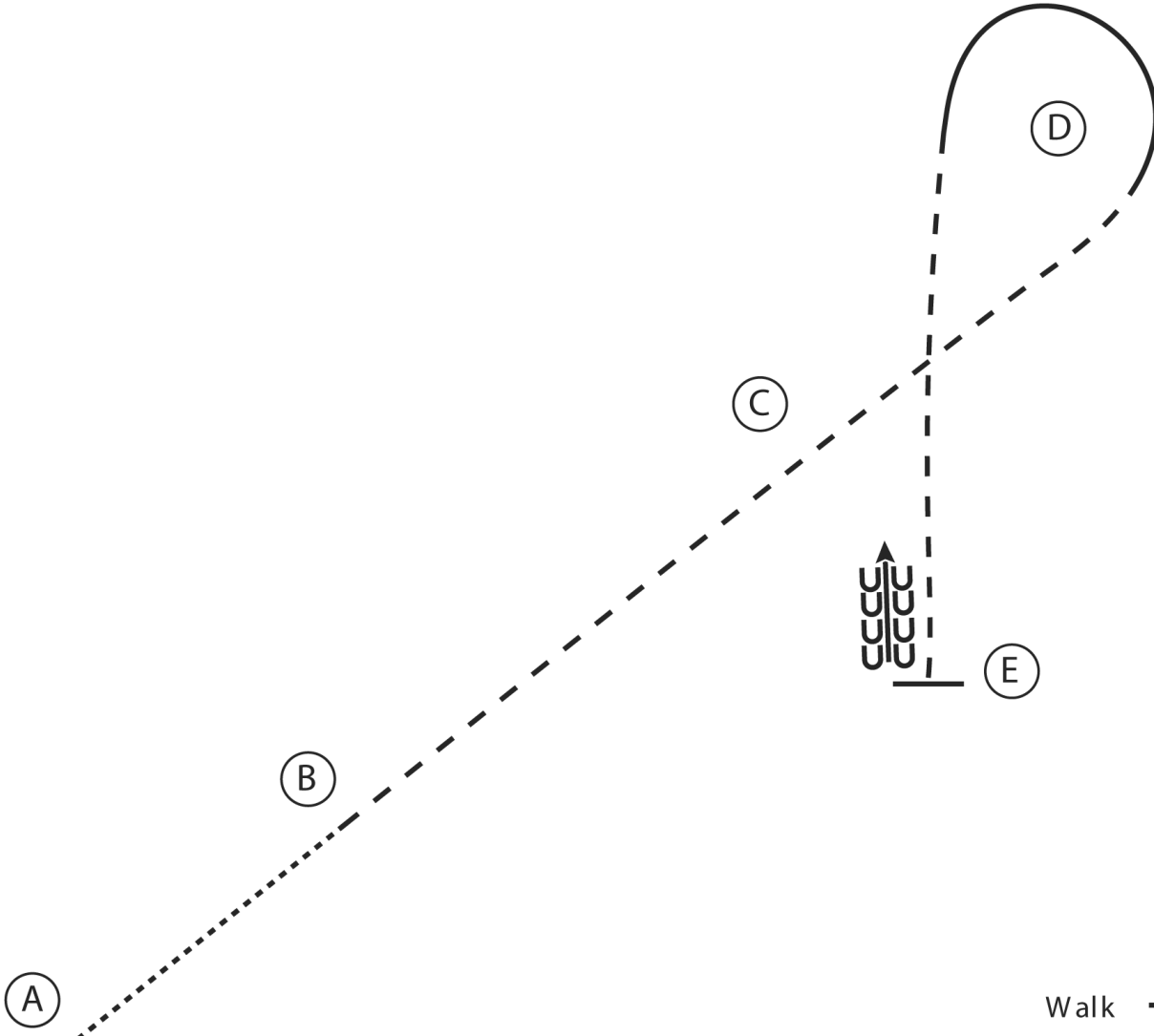
Parker Trail Riders

Hunt Seat Equitation (Novice, 13 & Under)

Show Date: 06-12-2022

w w w . H o r s e S h o w P a t t e r n s . c o m

w w w . H o r s e S h o w P a t t e r n s . c o m



1. Walk A to B
2. Sitting trot B to C
3. Posting trot C to D on the left diagonal
4. At D counter canter around D
5. At D posting trot on the right diagonal to E
6. Stop at E and back 4 steps

Walk
Trot	-----
Extended T rot	-----
Canter	—————
Leg Yield	
Lead Change	↘
Back	←←←←
Marker	(B)
Sidepass	←←←←

[HSE/2-12]

Pattern Provided by:

Robin Brewer