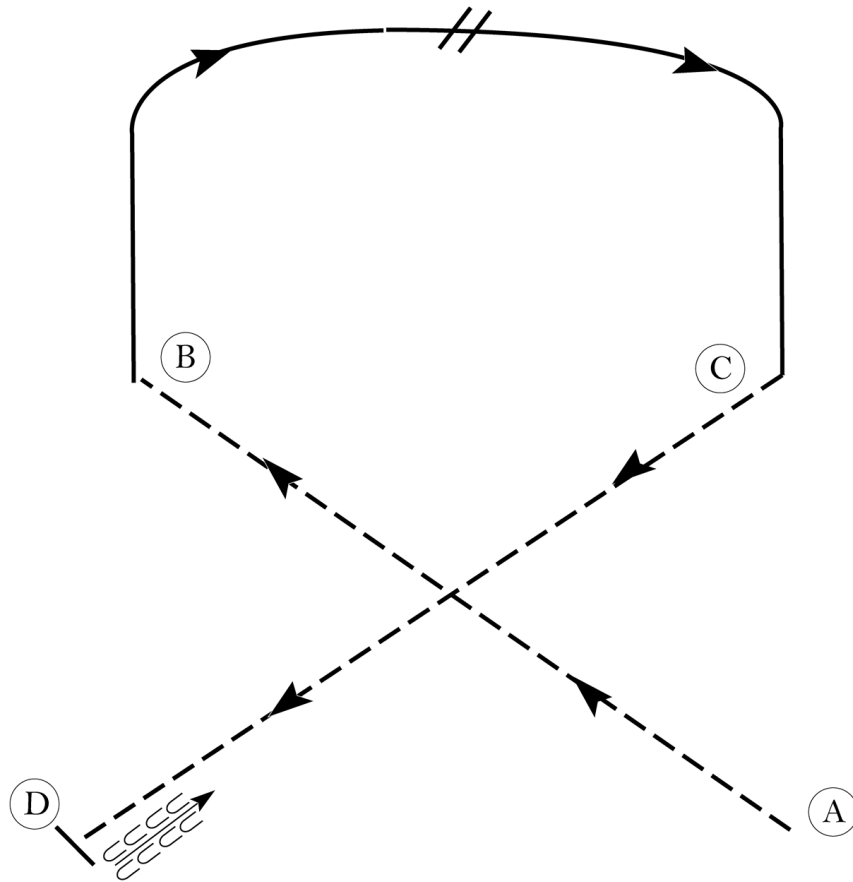


# Parker Trail Riders 2022

## Hunt Seat Equitation Open

Show Date:



Be ready at A.

1. Sitting trot 1/2 way to B.
2. Posting trot on the left diagonal to B.
3. Canter on the left lead toward C.
4. At the top of the arc, change leads and canter on the right lead to C.
5. Posting trot on the right diagonal 1/2 way to D.
6. Sitting trot to D.
7. Halt at D and back approximately one horse length.

Exit at a sitting trot.

Walk	-----
Trot	- - - - -
Extended Trot	— — — — —
Canter	— — — — —
Leg Yield	
Lead Change	— / —
Back	← ← ← ← ←
Marker	(B)
Sidepass	← ← ← ← ←
Hand Gallop	— — — — —

[HSE/3-23]

Pattern Provided by:

*Rhonda Johnson*

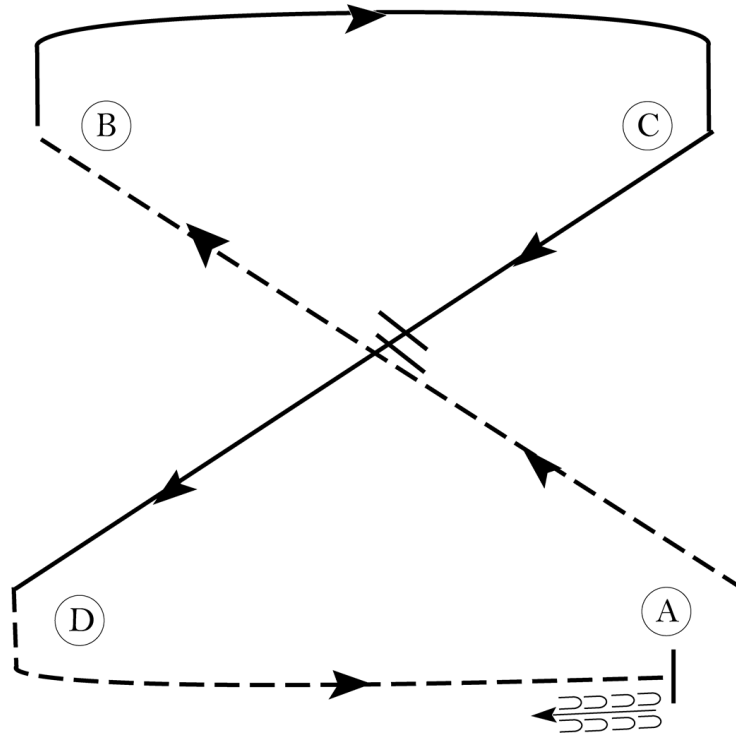
w w w . H o r s e S h o w P a t t e r n s . c o m

w w w . H o r s e S h o w P a t t e r n s . c o m

# Parker Trail Riders 2022

Hunt Seat Equitation 14-18, 19-39, 40-over

Show Date:



Be ready at A.

1. Posting trot on the left diagonal to B.
2. Canter on the right lead to and around C and 1/2 way to D.
3. Change leads and canter to D.
4. Posting trot on the right diagonal to A.
5. Halt at A and back approximately one horse length.

Exit at a sitting trot.

Walk	-----
Trot	- - - - -
Extended Trot	— — — — —
Canter	—————
Leg Yield	
Lead Change	— / —
Back	←←←←←
Marker	Ⓚ
Sidepass	← - - - - ←
Hand Gallop	— — — — —

[HSE/2-24]

Pattern Provided by:

*Rhonda Johnson*

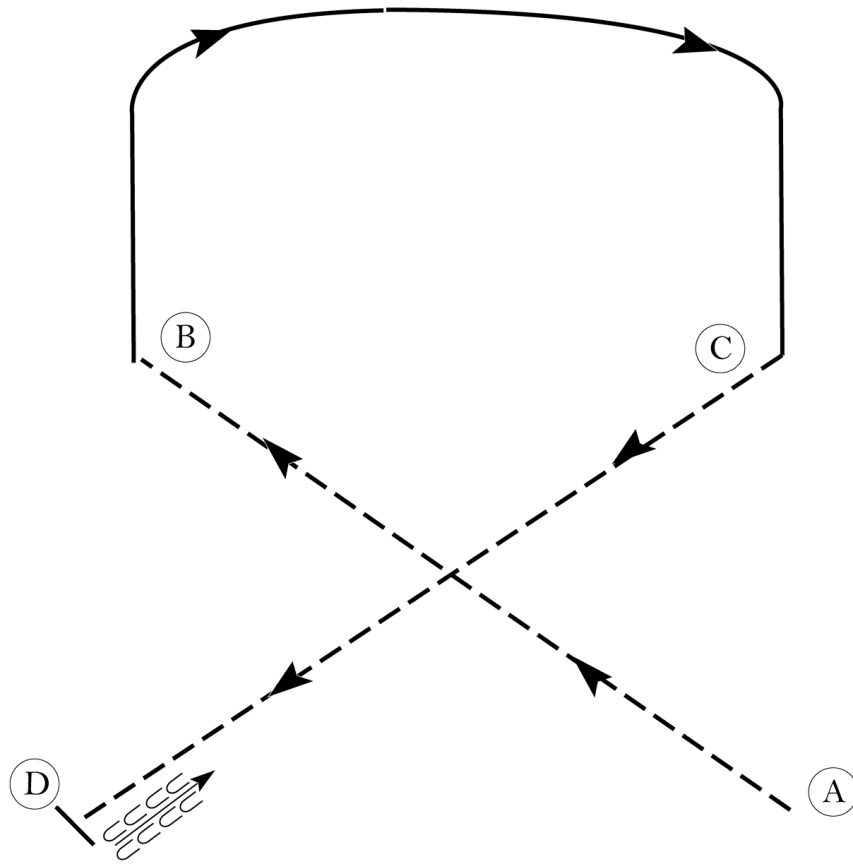
w w w . H o r s e S h o w P a t t e r n s . c o m

w w w . H o r s e S h o w P a t t e r n s . c o m

# Parker Trail Riders 2022

## Hunt Seat Equitation Novice, 13-under

Show Date:



Be ready at A.

1. Posting trot on the left diagonal to B.
2. Canter right lead to C.
3. Posting trot on the right diagonal 1/2 way to D.
4. Sitting trot to D.
5. Halt at D and back approximately one horse length.

Exit at a sitting trot.

Walk	-----
Trot	- - - - -
Extended Trot	— — — — —
Canter	— — — — —
Leg Yield	
Lead Change	— / —
Back	← ← ← ← ←
Marker	(B)
Sidepass	← ← ← ← ←
Hand Gallop	— — — — —

[HSE/1-23]

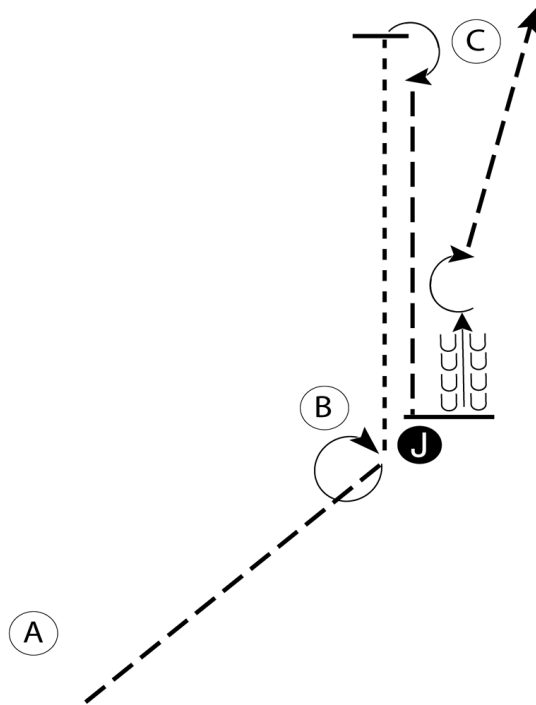
Pattern Provided by:

*Rhonda Johnson*

# Parker Trail Riders 2022

## Showmanship Open

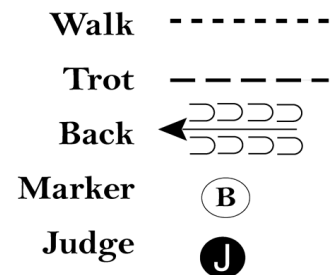
Show Date:



Be ready at A.

1. Trot from A to B.
2. Stop and perform a 360 degree turn.
3. Pull turn slightly to the left and walk to C.
3. Stop and perform a 180 degree turn.
4. Trot to Judge and stop. Set up for inspection.
5. When dismissed back approximately one horse length.
6. Perform a 180 degree and trot off.

Follow the instructions of your ring steward.



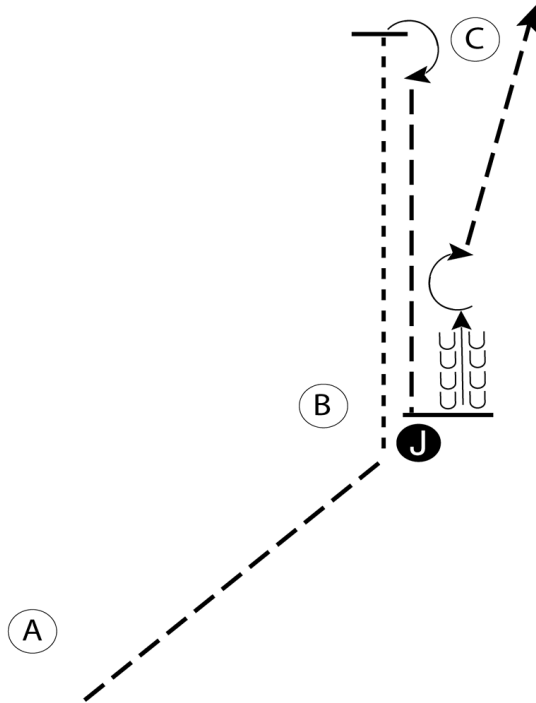
[S/3-32]

Pattern Provided by:  
*Rhonda Johnson*

# Parker Trail Riders 2022

Showmanship 14 - 18, 19-39, 40+

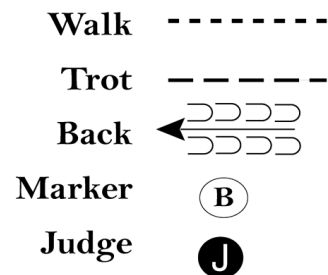
Show Date:



Be ready at A.

1. Trot from A to B.
2. Stop at B.
3. Pull turn slightly to the left and walk to C.
3. Stop and perform a 180 degree turn.
4. Trot to Judge and stop. Set up for inspection.
5. When dismissed back approximately one horse length.
6. Perform a 180 degree and trot off.

Follow the instructions of your ring steward.



[S/2-32]

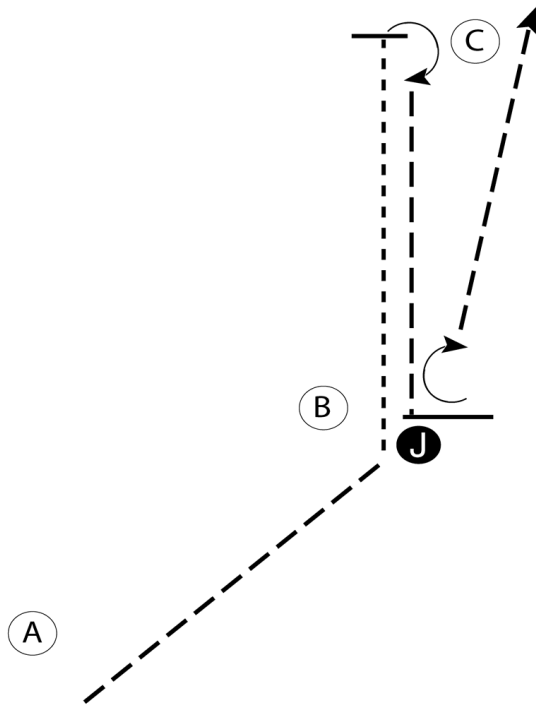
Pattern Provided by:

*Rhonda Johnson*

# Parker Trail Riders 2022

## Showmanship 13-under, Novice

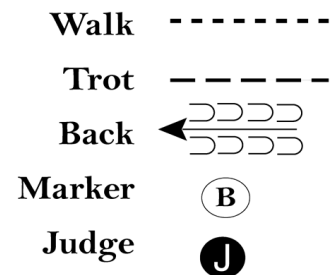
Show Date:



Be ready at A.

1. Trot from A to B.
2. Walk from B to C.
3. Stop and perform a 180 degree turn.
4. Trot to Judge and stop. Set up for inspection.
5. When dismissed, perform a 180 degree and trot off.

Follow the instructions of your ring steward.



[S/1-32]

Pattern Provided by:  
*Rhonda Johnson*

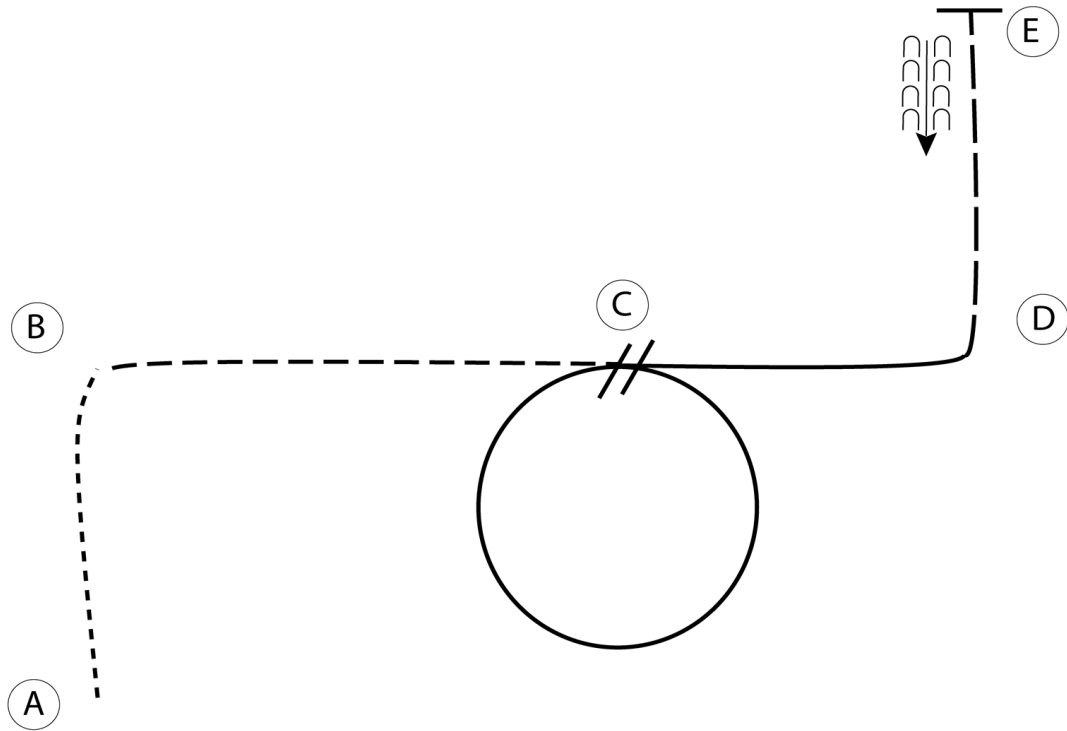
# Parker Trail Riders 2022

## Western Horsemanship Open

Show Date:

w w w . H o r s e S h o w P a t t e r n s . c o m

w w w . H o r s e S h o w P a t t e r n s . c o m



Be ready at A.

1. Walk to B.
2. Jog from B to C.
3. Lope a right lead circle at C.
4. Perform a flying lead change at C.
5. Lope on the left lead to D.
6. Extended jog from D to E.
7. Stop at E and back approximately one horse length.

Follow the instructions of your ring steward.

Walk	-----
Jog	- - - - -
Extended Jog	— — — —
Lope	—————
Leg Yield	
Lead Change	— / —
Back	← C C C C C
Marker	⊙ B
Sidepass	← — — — — →

[WH/3-45]

Pattern Provided by:

*Rhonda Johnson*

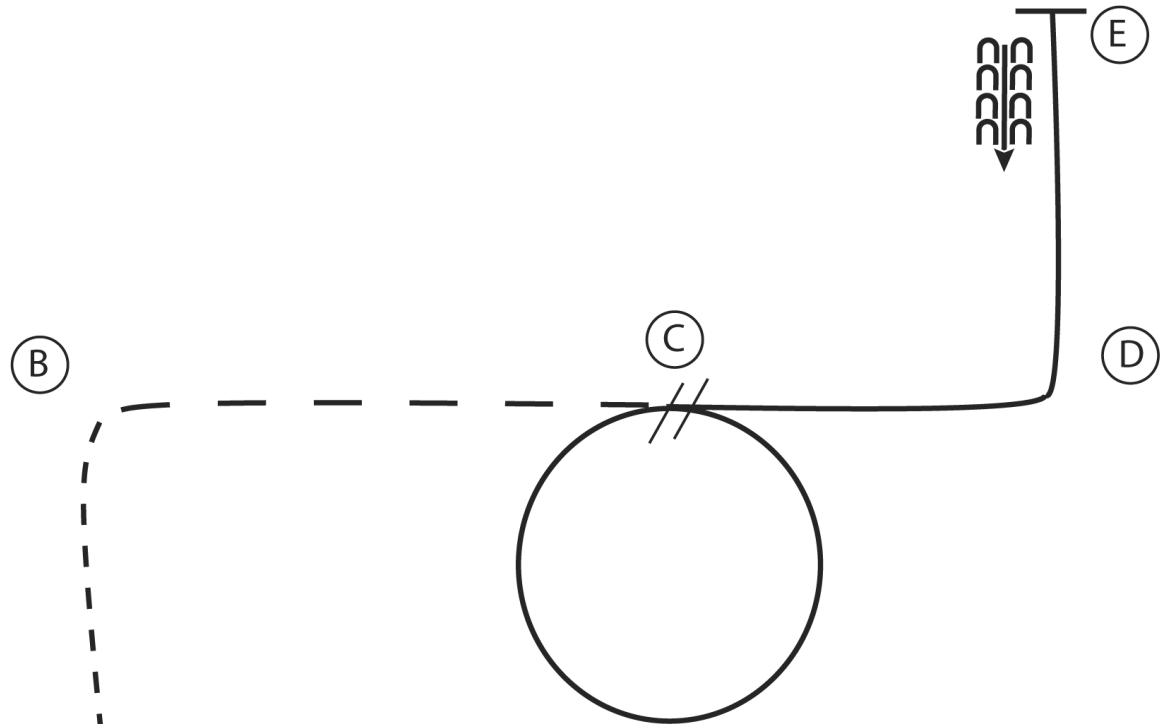
# Parker Trail Riders 2022

Western Horsemanship 14-18, 19-39, 40+

Show Date:

w w w . H o r s e S h o w P a t t e r n s . c o m

w w w . H o r s e S h o w P a t t e r n s . c o m



1. Jog A to B
2. At B extend the jog to C
3. At C lope a circle on the right lead
4. At C perform a lead change and lope to D and E
5. At E stop and back

Walk	.....
Jog	-----
Extended Jog	-----
Lope	—————
Leg Yield	
Lead Change	—/—
Back	← u u u u u u
Marker	(B)
Sidepass	←-----←

[WH/2-45]

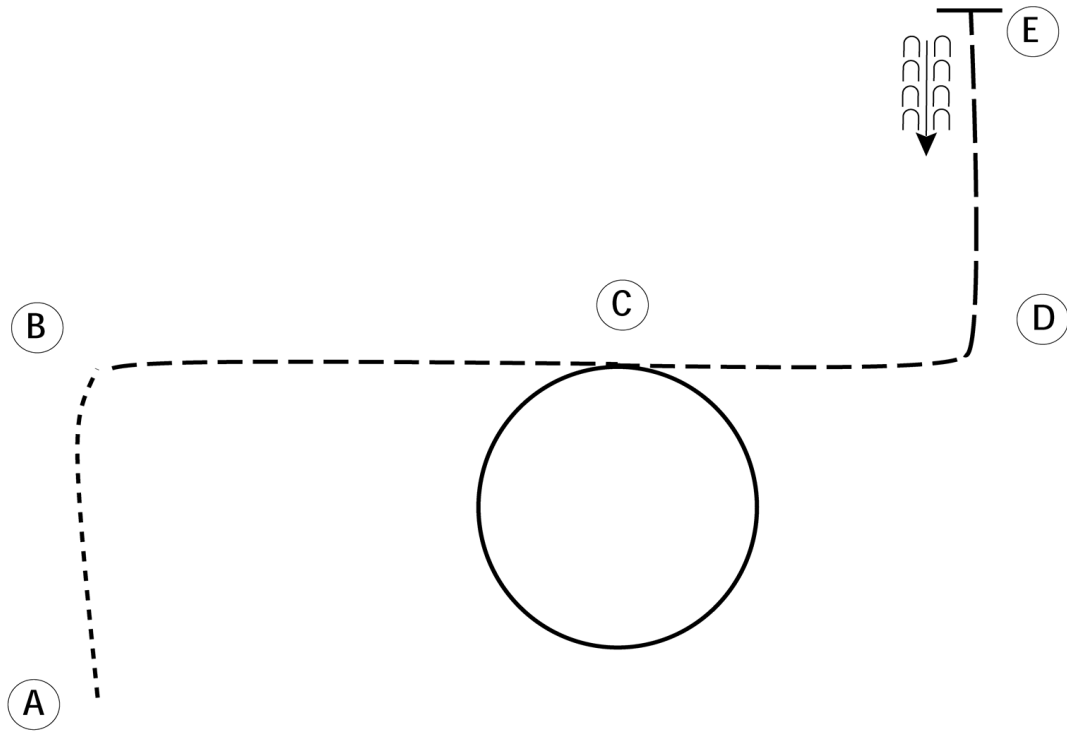
Pattern Provided by:  
*Rhonda Johnson*



# Parker Trail Riders 2022

## Western Horsemanship 13-under, Novice

Show Date:



Be ready at A.

1. Walk to B.
2. Jog from B to C.
3. Lope a right lead circle at C.
4. Jog to D.
5. Extended jog from D to E.
6. Stop at E and back approximately one horse length.

Follow the instructions of your ring steward.

Walk	-----
Jog	- - - - -
Extended Jog	— — — —
Lope	—————
Leg Yield	
Lead Change	— / —
Back	← C C C C C
Marker	⊙ B
Sidepass	← - - - - - →

[WH/1-45]

Pattern Provided by:

*Rhonda Johnson*