

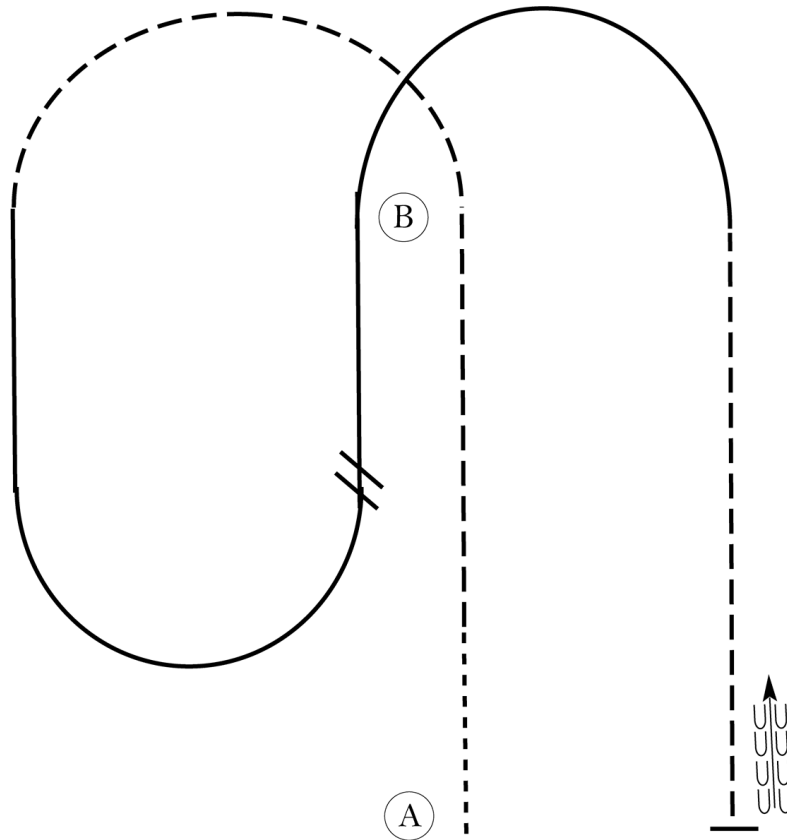
2020 Parker Trail Riders

English Equitation 13-Under, Novice

Show Date: 09-27-2020

w w w . H o r s e S h o w P a t t e r n s . c o m

w w w . H o r s e S h o w P a t t e r n s . c o m



Be ready at A.

1. Walk two horse lengths from A.
2. Sitting trot to B.
3. Posting trot a half circle on the right diagonal until even with B.
4. Canter a straight line and then a half circle on the left lead until halfway between A and B.
5. Perform a simple lead change.
6. Canter on the right lead to B and then in a half circle until even with B.
7. Posting trot on the left diagonal until even with A.
8. Stop and back approximately one horse length.

Follow the instructions of your ring steward.

Walk	-----
Trot	- - - - -
Extended Trot	— — — — —
Canter	—————
Leg Yield	
Lead Change	↘ ↙
Back	← ← ← ← ←
Marker	⊙
Sidepass	← — — — — →
Hand Gallop	— — — — —

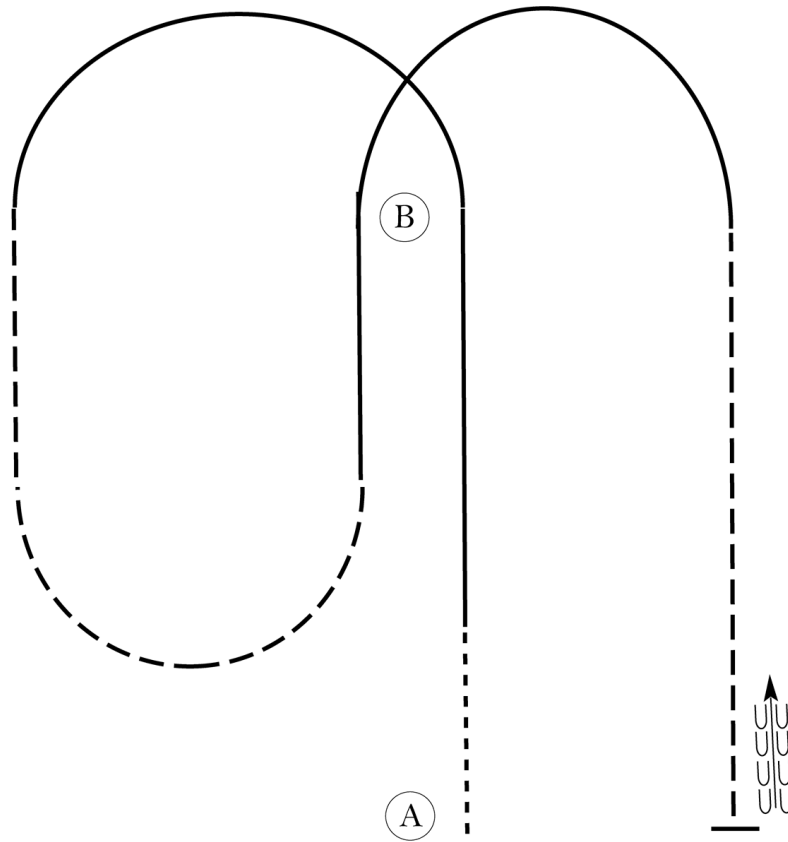
[HSE/1-58]

Pattern Provided by:
Rhonda Johnson

2020 Parker Trail Riders

English Equitation 14-18, 19-39, 40+

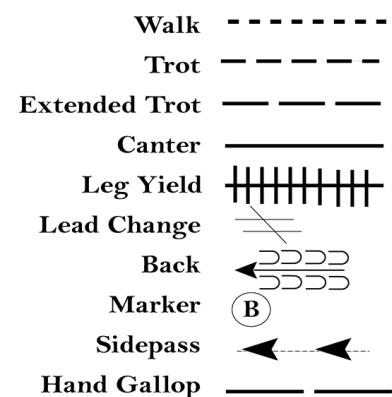
Show Date: 09-27-2020



Be ready at A.

1. Walk two horse lengths from A.
2. Canter on the left lead to B. Continue to canter a half circle until even with B.
3. Trot on the right diagonal until halfway between A and B. Continue to trot a half circle until halfway between A and B.
4. Canter on the right lead to B and then canter a half circle until even with B.
5. Trot on the left diagonal until even with A.
6. Stop and back approximately one horse length.

Follow the instructions of your ring steward.



[HSE/2-58]

Pattern Provided by:

Rhonda Johnson

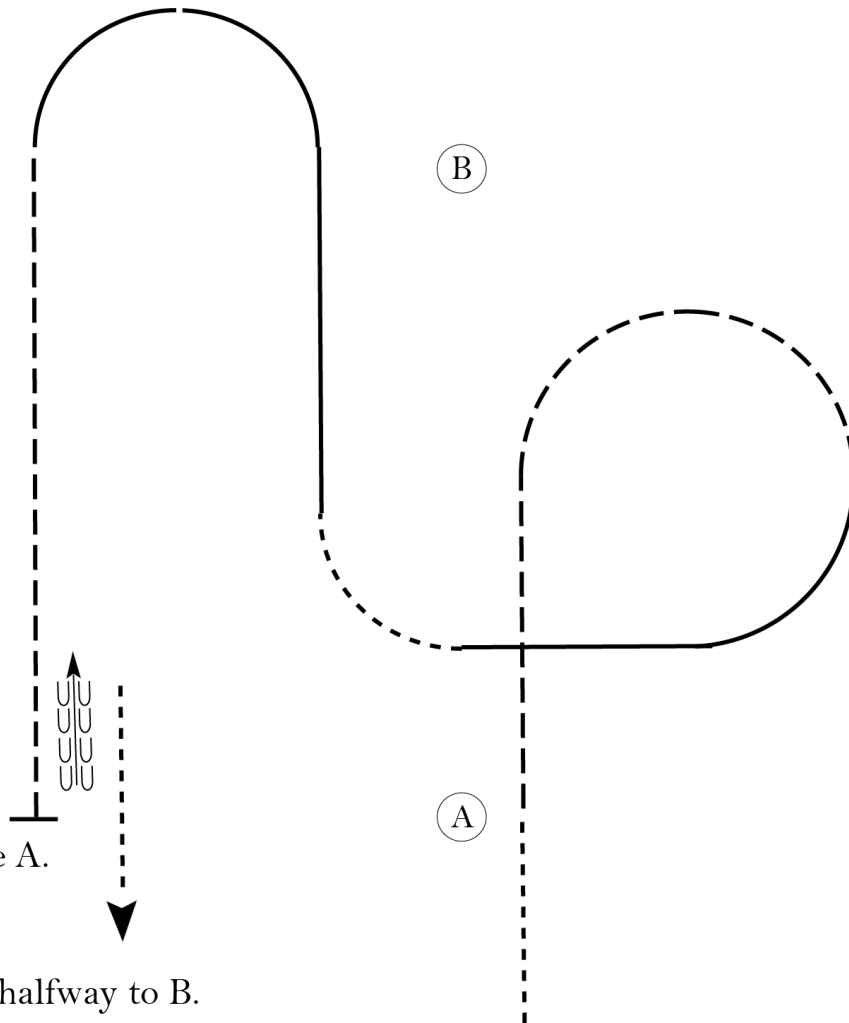
2020 Parker Trail Riders

English Equitation Open

Show Date: 09-27-2020

w w w . H o r s e S h o w P a t t e r n s . c o m

w w w . H o r s e S h o w P a t t e r n s . c o m



Be ready before A.

1. Walk to A.
2. Sitting trot halfway to B.
3. Left diagonal trot in a half circle.
4. Canter on the right lead until even with A.
5. Walk a quarter circle.
6. Canter on the left lead to B and in a half circle as shown.
7. When even with B, trot on the right diagonal in a straight line until even with A.
8. Halt when even with A and back approximately one horse length.
9. Walk to exit.

Walk	-----
Trot	- - - - -
Extended Trot	-----
Canter	—————
Leg Yield	
Lead Change	↙ ↘
Back	← ← ← ← ←
Marker	⊙
Sidepass	← - - - - →
Hand Gallop	—————

Follow the instructions of your ring steward.

[HSE/3-59]

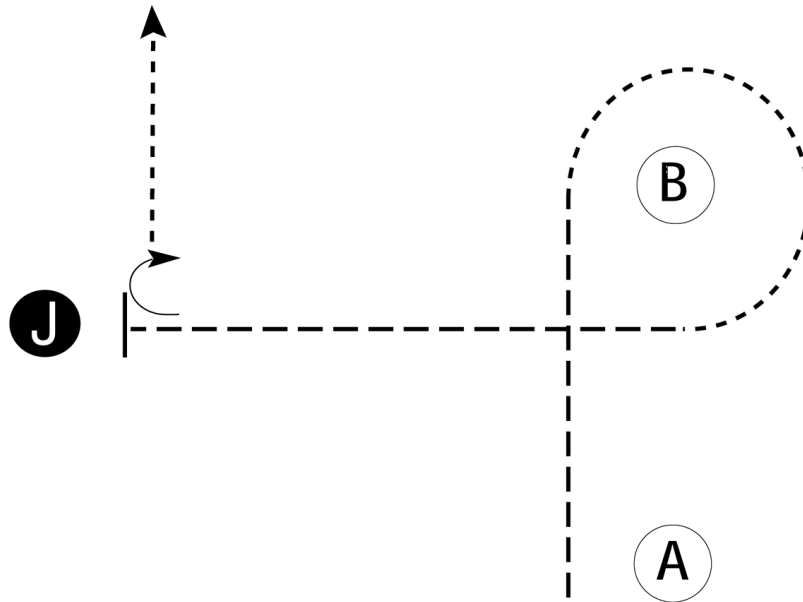
Pattern Provided by:

Rhonda Johnson

2020 Parker Trail Riders

Showmanship 13 and under

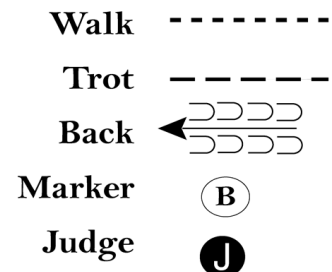
Show Date: 09-27-2020



Be ready at A.

1. Trot from A to B.
2. Walk around B.
3. Trot from B to judge.
4. Stop and set up for inspection.
5. When dismissed, perform a 90 degree turn and walk away.

Follow the instructions of your ring steward.



[S/1-55]

Pattern Provided by:
Rhonda Johnson

w w w . H o r s e S h o w P a t t e r n s . c o m

w w w . H o r s e S h o w P a t t e r n s . c o m

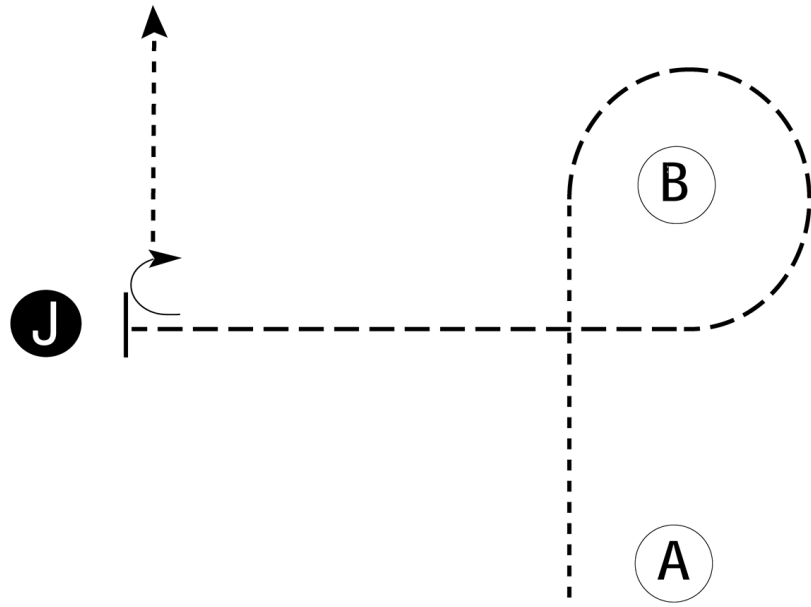
2020 Parker Trail Riders

Showmanship 14-18, 19-39, 40 and Over

Show Date: 09-27-2020

w w w . H o r s e S h o w P a t t e r n s . c o m

w w w . H o r s e S h o w P a t t e r n s . c o m



Be ready at A.

1. Walk from A to B.
2. Trot around B and to judge.
3. Stop and set up for inspection.
4. When dismissed, perform a 90 degree turn and walk away.

Follow the instructions of your ring steward.

Walk	-----
Trot	- - - - -
Back	←
Marker	⊙ B
Judge	● J

[S/2-55]

Pattern Provided by:
Rhonda Johnson

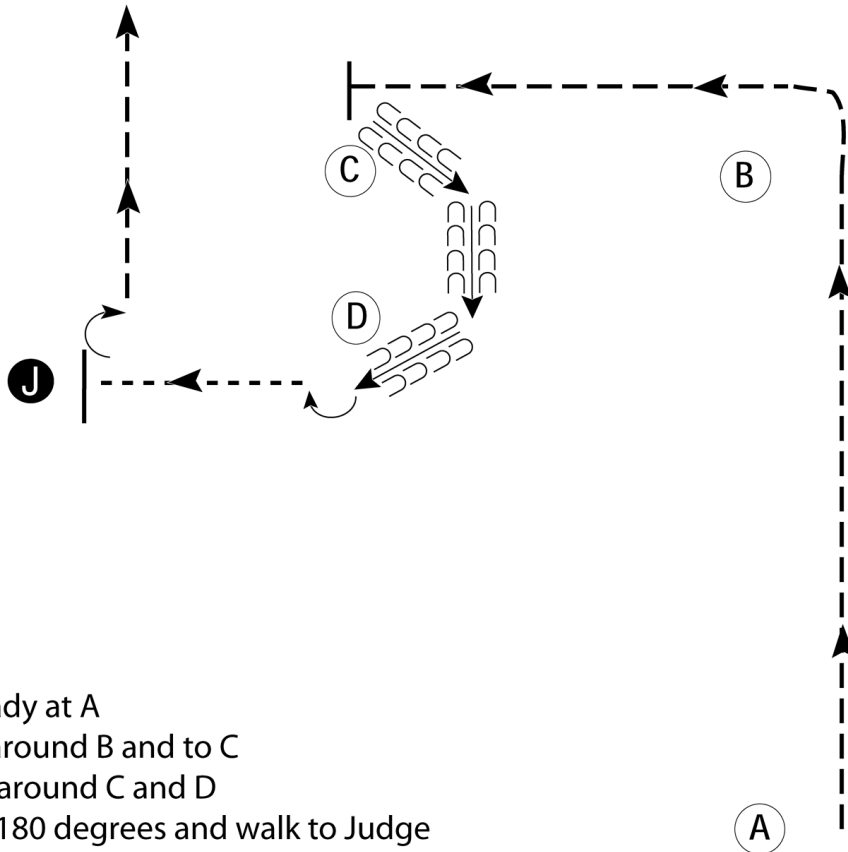
2020 Parker Trail Riders

Showmanship Open

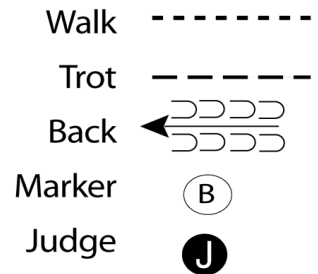
Show Date: 09-27-2020

w w w . H o r s e S h o w P a t t e r n s . c o m

w w w . H o r s e S h o w P a t t e r n s . c o m



1. Be ready at A
2. Trot around B and to C
3. Back around C and D
4. Turn 180 degrees and walk to Judge
5. Stop and set up for inspection
6. When dismissed, turn 90 degrees and trot away from judge



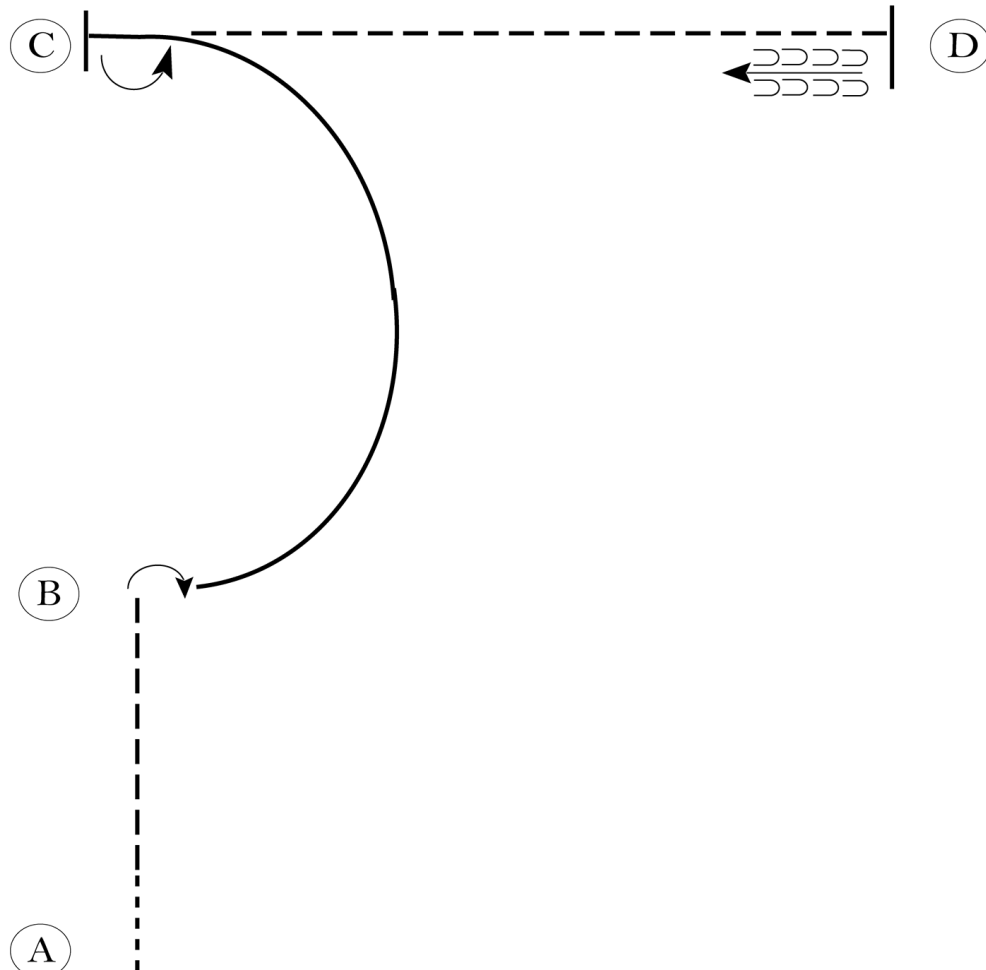
[S/3-28]

Pattern Provided by:
Rhonda Johnson

2020 Parker Trail Riders

Western Horsemanship 13-under, Novice

Show Date: 09-27-2020



Be ready at A.

1. Walk approximately 2 horse lengths from A.
2. Jog to B.
3. Turn 1/4 turn to the right.
4. Lope on the left lead to C.
5. Turn 1/2 turn to the left.
6. Jog to D.
7. Stop at D and back approximately one horse length.

Follow the instructions of your ring steward.

Walk	-----
Jog	-----
Extended Jog	-----
Lope	—————
Leg Yield	
Lead Change	—/—
Back	←←←←←
Marker	ⓑ
Sidepass	←-----→

[WH/1-59]

Pattern Provided by:

Rhonda Johnson

www.HorseShowPatterns.com

www.HorseShowPatterns.com

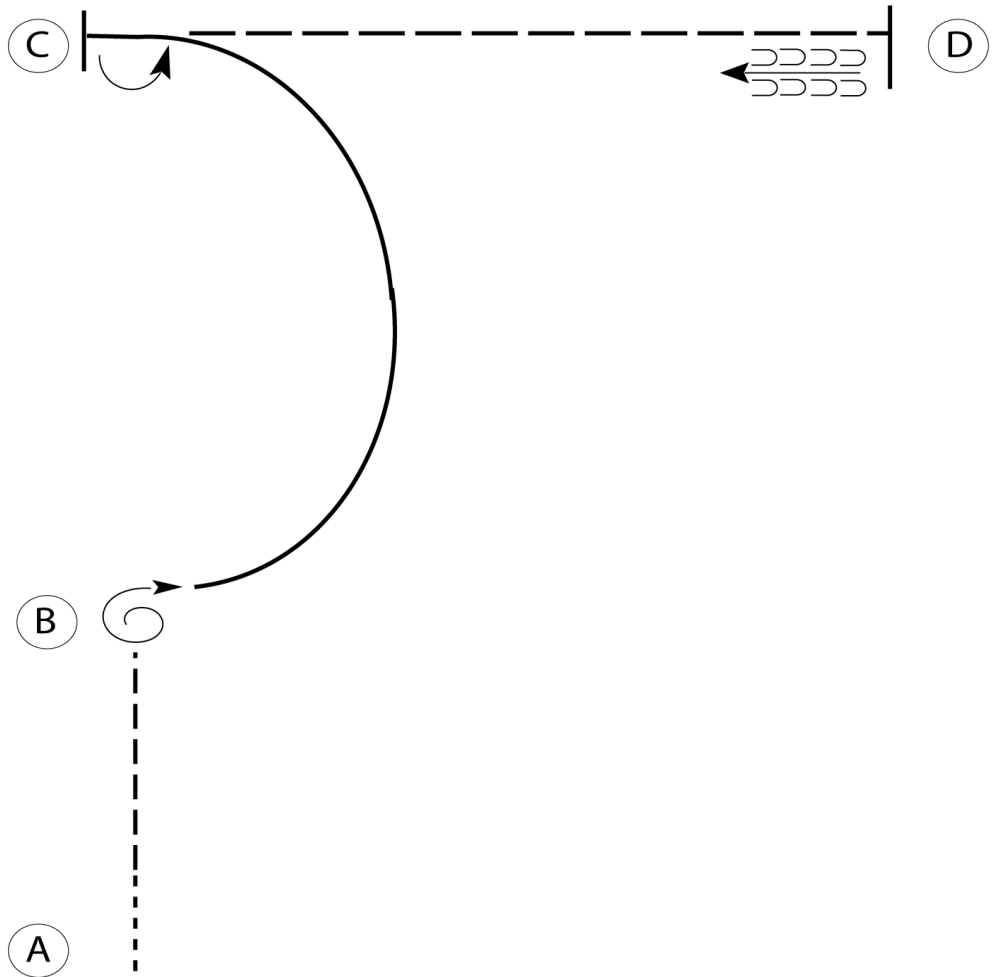
2020 Parker Trail Riders

Western Hsmnship 14-18, 19-39, 40+

Show Date: 09-27-2020

w w w . H o r s e S h o w P a t t e r n s . c o m

w w w . H o r s e S h o w P a t t e r n s . c o m



1. Be ready at A.
2. Walk four steps from A.
3. Jog to B. At B stop and perform a 450 degree turn to the right on the hindquarters.
4. Lope a half circle on the left lead to C.
5. At C stop and perform a 180 degree turn on to the left on the hindquarters.
6. Extend the jog to D.
7. Stop at D and back four steps.

Walk	-----
Jog	- - - - -
Extended Jog	- - - - -
Lope	—————
Leg Yield	
Lead Change	— / —
Back	←←←
Marker	Ⓚ
Sidepass	←-----→

[WH/2-59]

Pattern Provided by:
Rhonda Johnson

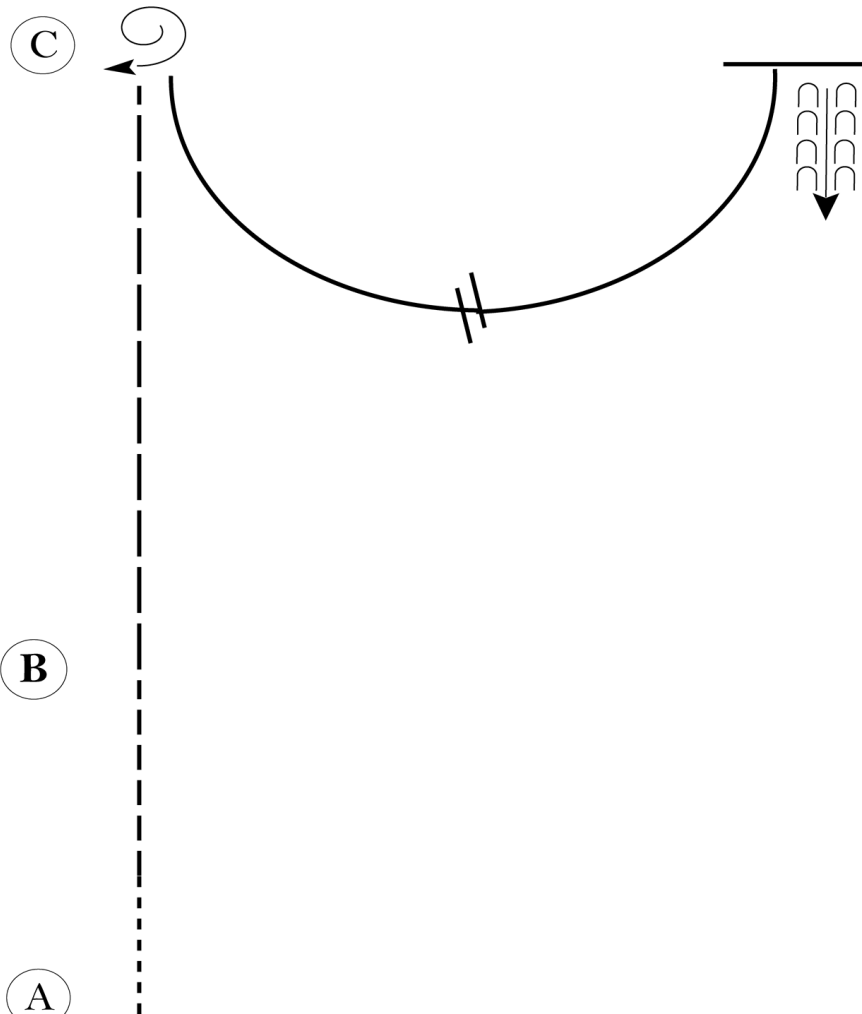
2020 Parker Trail Riders

Western Horsemanship Open

Show Date: 09-27-2020

www.HorseShowPatterns.com

www.HorseShowPatterns.com



Be ready at A.

1. Walk approximately 2 horse lengths from A.
2. Jog to B.
3. Extend the jog to C.
4. Stop at C and turn 1 1/2 turns to the right.
5. Lope on the right lead in a half circle.
6. At the bottom of the half circle, perform a flying lead change.
7. Lope on the left lead until even with C.
8. Stop and back approximately one horse length.

Follow the instructions of your ring steward.

Walk	-----
Jog	- - - - -
Extended Jog	- - - - -
Lope	—————
Leg Yield	
Lead Change	— / —
Back	← ⊞ ⊞ ⊞ ⊞ ⊞
Marker	⊞
Sidepass	← ——— →

[WH/3-60]

Pattern Provided by:

Rhonda Johnson