

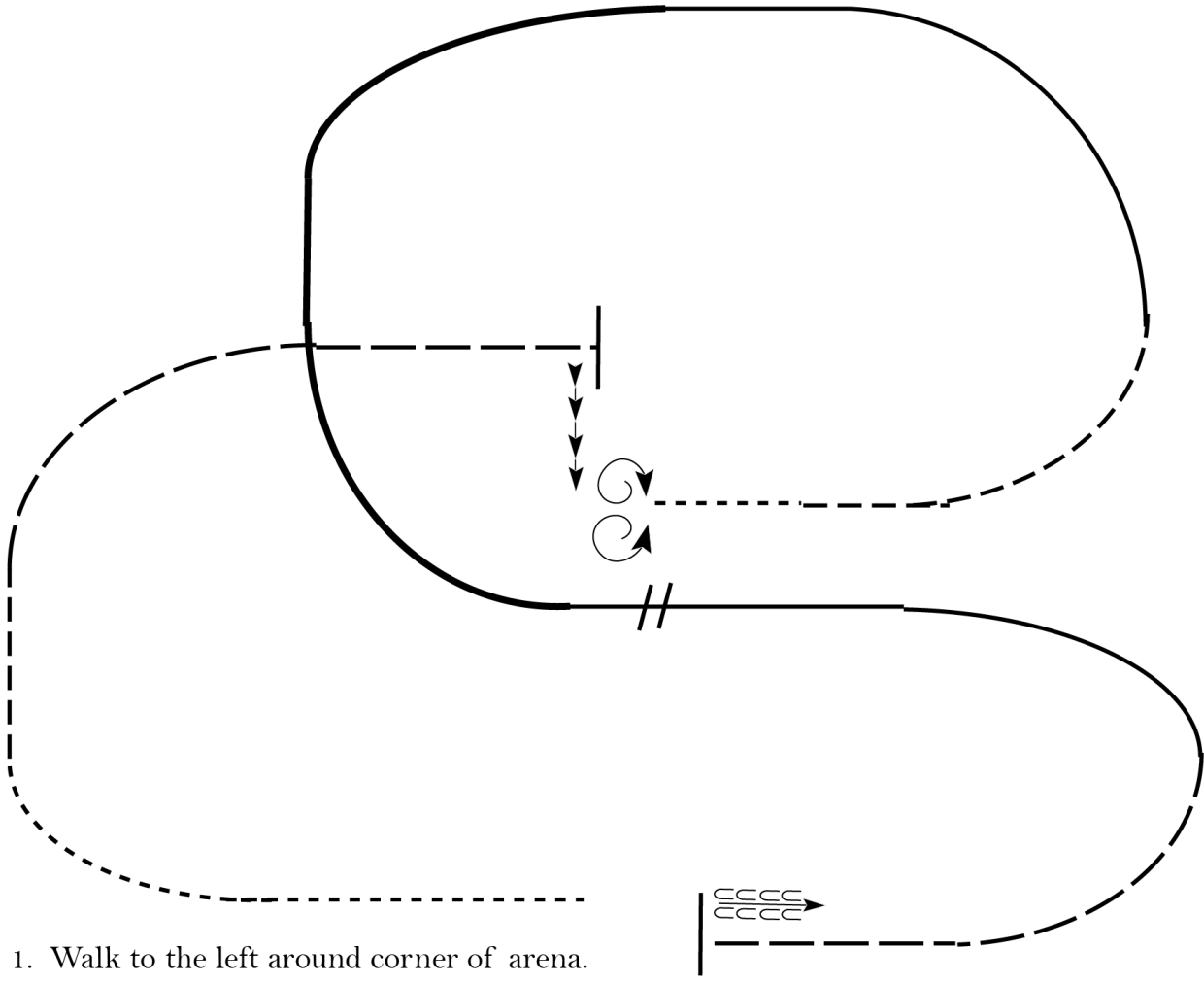
Parker Trail Riders

RANCH RIDING (NOVICE, 13 & UNDER)

Show Date: 09-29-2019

www.HorseShowPatterns.com

www.HorseShowPatterns.com



1. Walk to the left around corner of arena.
2. Trot
3. Extend alongside of the arena and around the corner to center.
4. Stop, side pass right
5. 360 degree turn each direction (either way 1st)
6. Walk.
7. Trot.
8. Lope left lead
9. Extend the lope
10. Change leads (simple or flying)
11. Collect to the lope
12. Extend trot
13. Stop and back

Walk	-----
Jog	- - - - -
Extended Jog	— — — — —
Lope	
Lead Change	//
Back	← C C C C C
Marker	ⓑ

[RR/3]

Pattern Provided by:
Linda Hitt

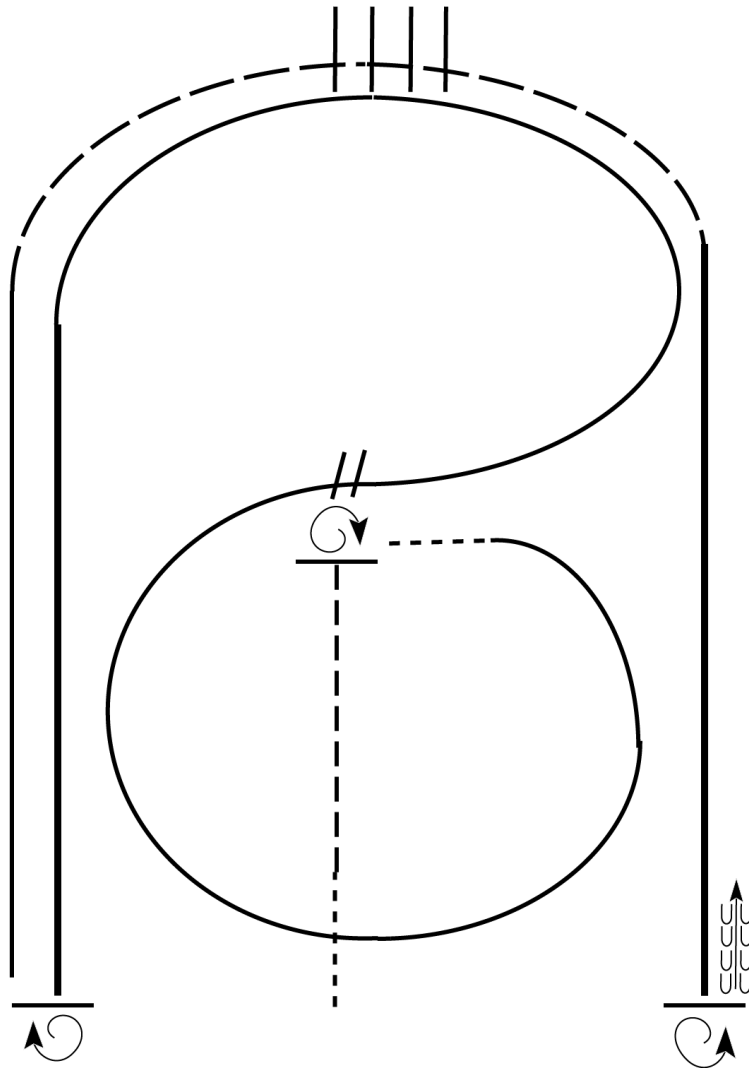
Parker Trail Riders

Ranch Riding (14-18, 19-39 and 40 and over)

Show Date: 09-29-2019

www.HorseShowPatterns.com

www.HorseShowPatterns.com



1. Walk
2. Jog
3. Stop, do a 1 1/4 turn to the right
4. Walk. Then, lope small circle on the right lead
5. Change leads, (simple or flying) lope left lead around end of the arena
6. Extend the lope on the left lead
7. Stop, do a 2 1/2 turns right
8. Lope straight on the right lead
9. Extend the jog around end of the arena across poles/logs
10. Extend the lope on right lead
11. Stop, do 2 turns left
12. Back

Walk	-----
Jog	- - - - -
Extended Jog	— — — —
Lope	—————
Lead Change	
Back	
Marker	(B)

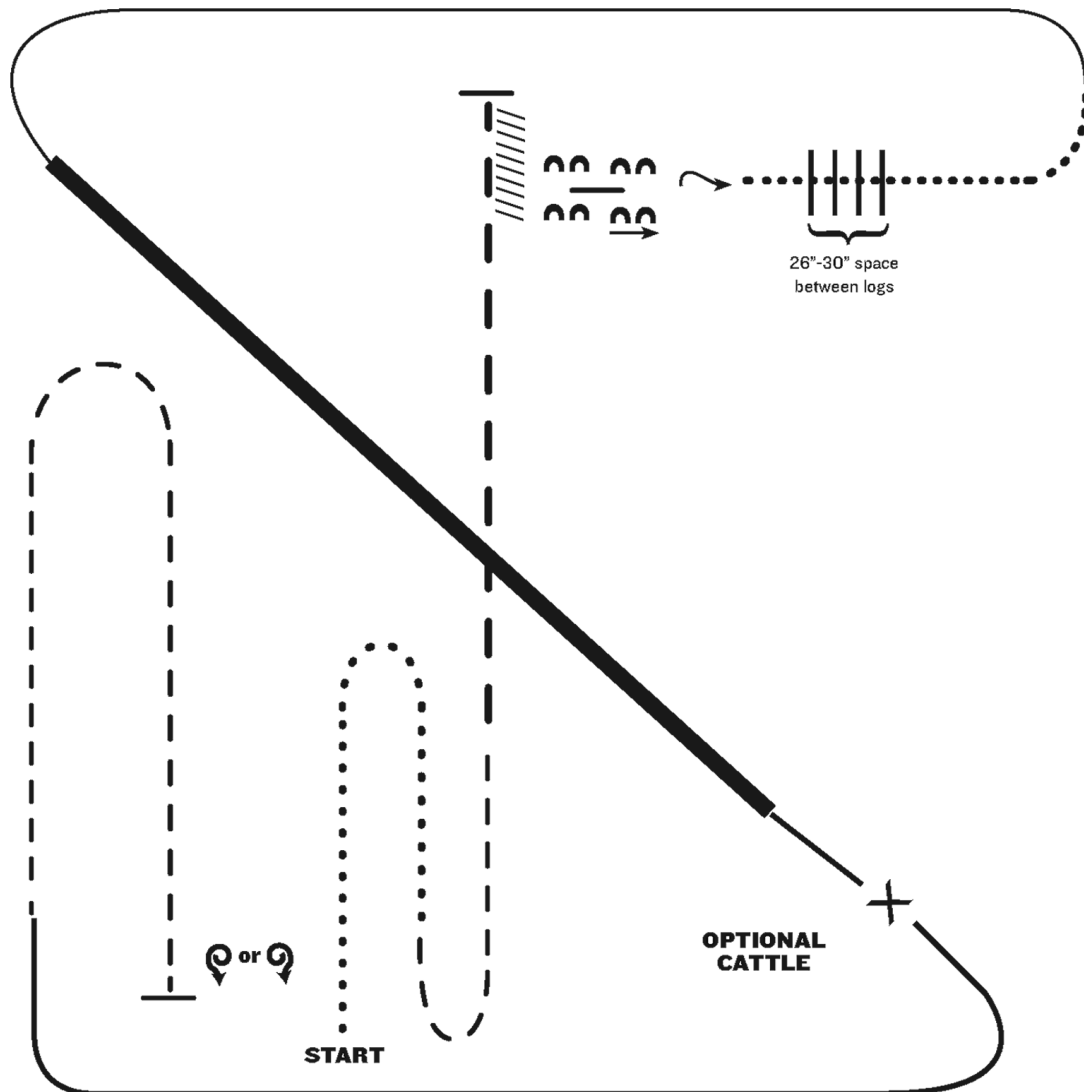
[RR/6]

Pattern Provided by:
Linda Hitt

Parker Trail Riders

Ranch Riding (OPEN)

Show Date: 09-29-2019



1. Walk
2. Trot
3. Extended trot
4. Stop and back
5. Side pass over log right
6. 1/4 turn right, walk over logs
7. Walk
8. Lope left lead
9. Extended lope (left lead)
10. Collect lope, change leads (simple or flying)
11. Lope right lead
12. Trot
13. Stop, one 360 degree turn either direction

Note: The drawn description of this pattern is only intended for the general depiction of the pattern. Exhibitors should utilize the arena space to best exhibit their horses.

[RR/AQHA-7]

Pattern Provided by:

Linda Hitt